



ANNUAL REPORT 2018

Mobile Police Department Headquarters
2460 Government Blvd. Mobile, AL 36606
mobilepd.org

Our mission is to make Mobile the safest city in America with respect for everyone.



Chief of Police

Lawrence L. Battiste, IV

Dear Citizens of Mobile:

It gives me great pleasure to report to you that crime is trending down. While I know that doesn't make those victims of crime feel any better, it should provide hope that we are showing progress for a safer community.

There are a number of factors that I as chief of police believe attributed to the decrease in crime in our community. Foremost, technology was used to assist with rapid identification of offenders and vehicles that allowed for rapid deployment of personnel and resulted in rapid apprehension of the suspects.

Real Time Crime meetings held weekly proved beneficial for more effective crime analysis. During these meetings, the precinct commanders identify their problem areas and discuss the strategies they will take to alter crime trends and patterns. This leads to the adjustment of resources precinct by precinct to head off crime spree beat by beat. Additionally, there is weekly collaboration with our local, state and federal partners to maximize the prosecution and sentencing of offenders.

Lastly, help from you, citizens of Mobile, have contributed to our crime fighting efforts. We constantly depend on citizens to report crime when it happens and for citizens to share their camera systems. Your partnership with the Mobile Police Department through [Project Shield](#) is valued. And, your willingness to engage with us to improve the quality of life for all who live in and visit Mobile is appreciated.

Table of Contents

Part I Crime Comparison, All Precincts	Page 5
Part I Crime Comparison Chart	Page 6
Crime Data Chart By Precinct	Page 7
10-Year Crime Comparison Data	Page 11
Homicide Data	Page 12
Internal Affairs Investigations	Page 15
Citizen Complaints	Page 17
Grants Awarded	Page 20
In Memoriam of Fallen Heroes	Page 21

Sworn Officers and Civilian Employees

4

The Mobile Police Department was budgeted for 507 sworn officers in 2018. The department was staffed with a total of 224 civilian employees.



Part I Crime Comparison, All Precincts

5

Compared to the previous year, there was a decrease in violent and property crime across all precincts in 2018 with a significant drop in the number of homicides. In Precinct 1, the crime rate decreased by 16 percent, by 8 percent in Precinct 2, by 5.7 percent in Precinct 3, and by 12.5 percent in Precinct 4. Proactive measures were taken by precinct commanders to shift resources when they recognized developing crime trends. Help and support of citizens in providing useful information drove crime down in their respective neighborhoods.

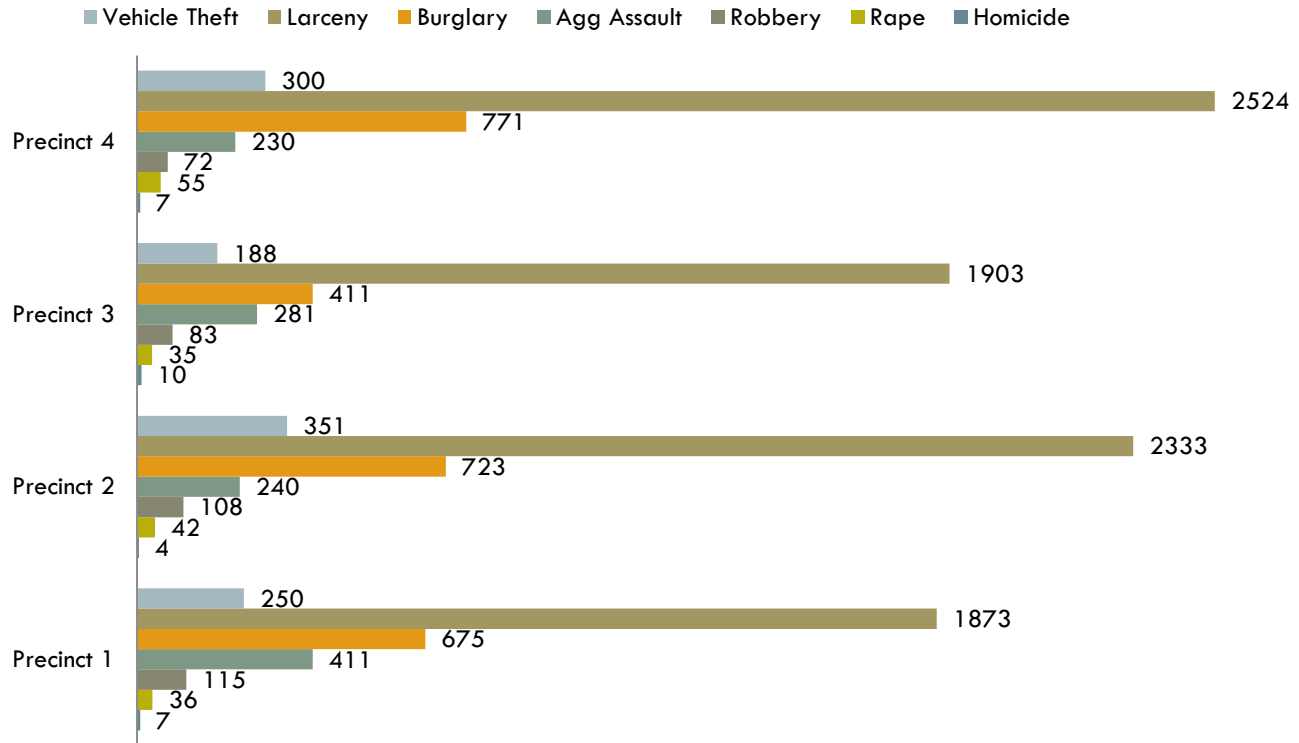
2018	Total	Precinct 1	Precinct 2	Precinct 3	Precinct 4
Homicide	28	7	4	10	7
Rape	168	36	42	35	55
Robbery	378	115	108	83	72
Agg Assault	1162	411	240	281	230
Burglary	2580	675	723	411	771
Larceny	8633	1873	2333	1903	2524
Vehicle Theft	1089	250	351	188	300
TOTAL CRIME		3367	3801	2911	3959

2017	Total	Precinct 1	Precinct 2	Precinct 3	Precinct 4
Homicide	50	11	12	19	8
Rape	141	31	50	27	34
Robbery	440	134	103	95	108
Agg Assault	1329	438	285	308	296
Burglary	3084	870	755	492	928
Larceny	9564	2267	2508	1972	2717
Vehicle Theft	1293	256	418	174	435
TOTAL CRIME		4007	4131	3087	4526

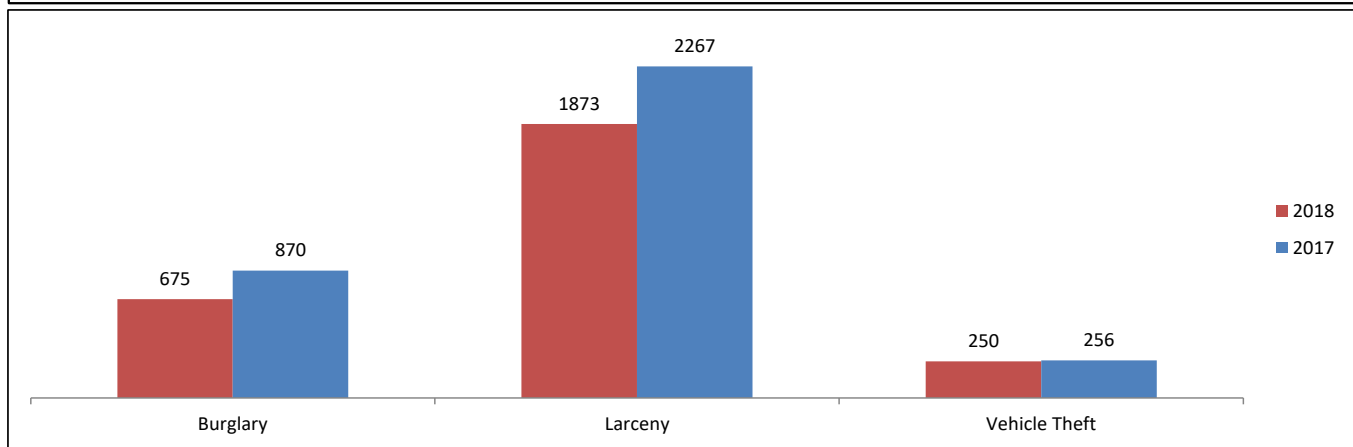
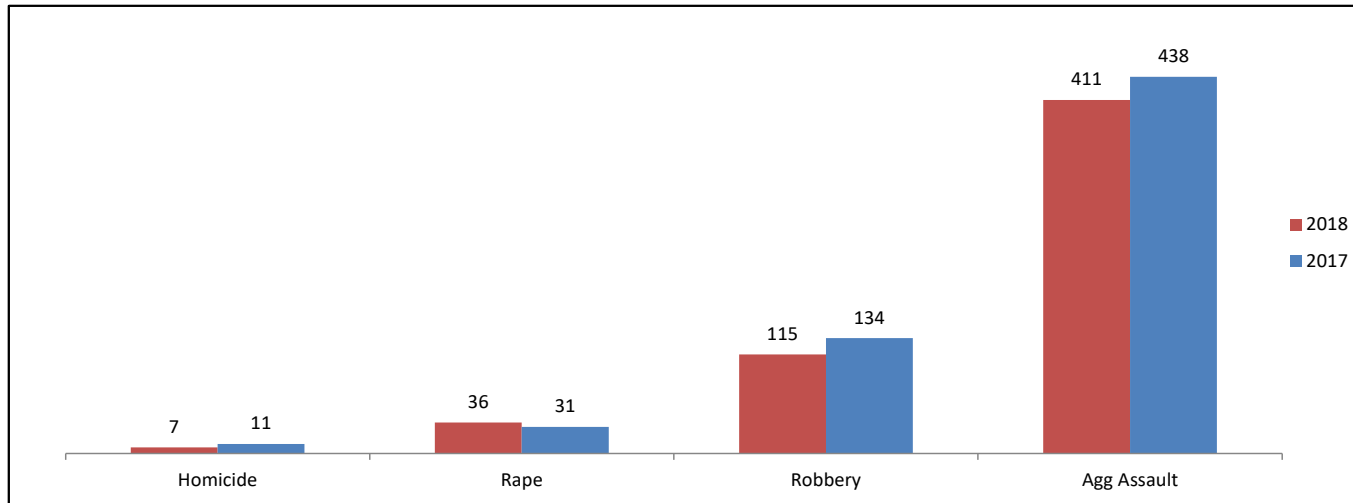
Part I Crime Comparison Chart

6

Majority of the crimes committed fall into the larceny category, followed by burglary as the second highest. In most cases, theft of personal property were crimes of opportunity. Efforts to get citizens to secure their valuables is ongoing.

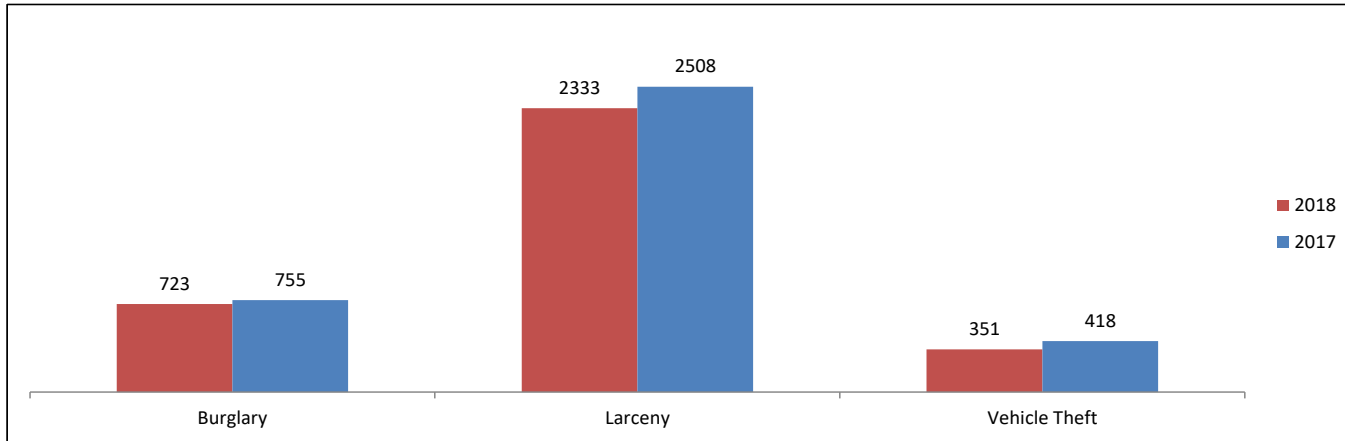
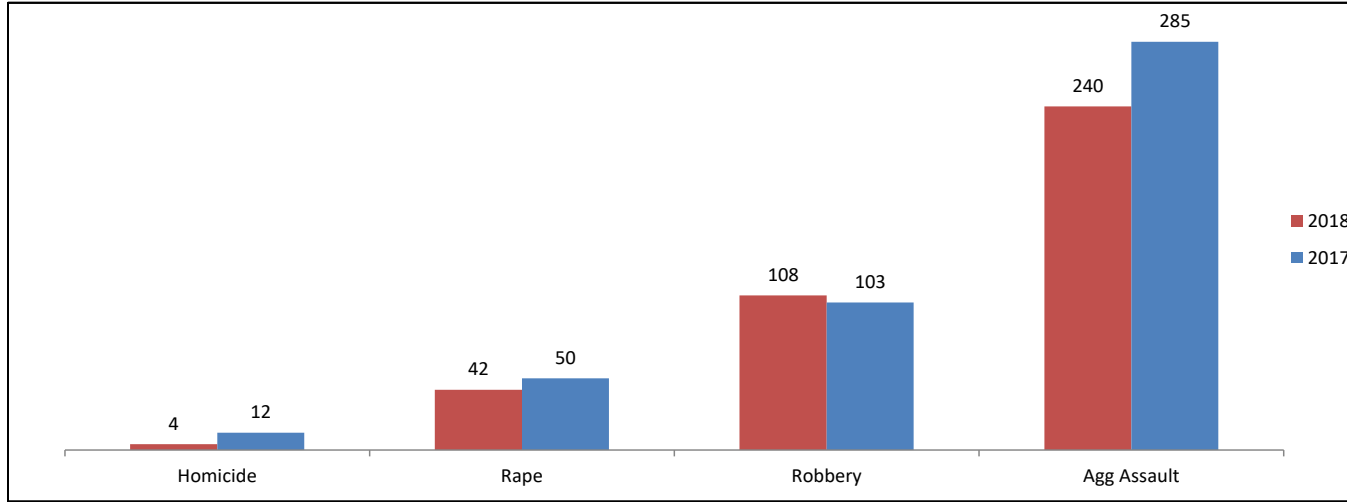


Precinct 1



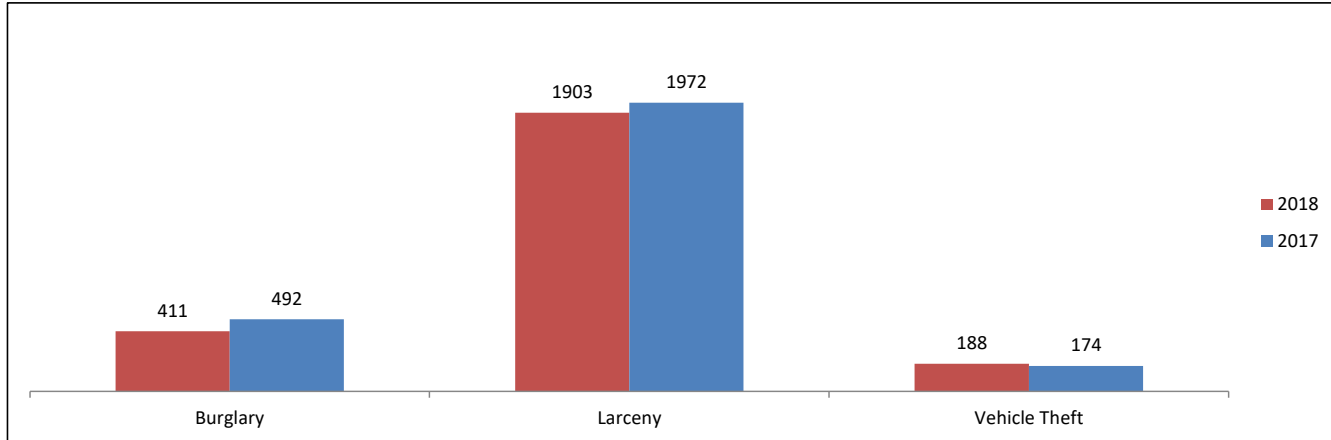
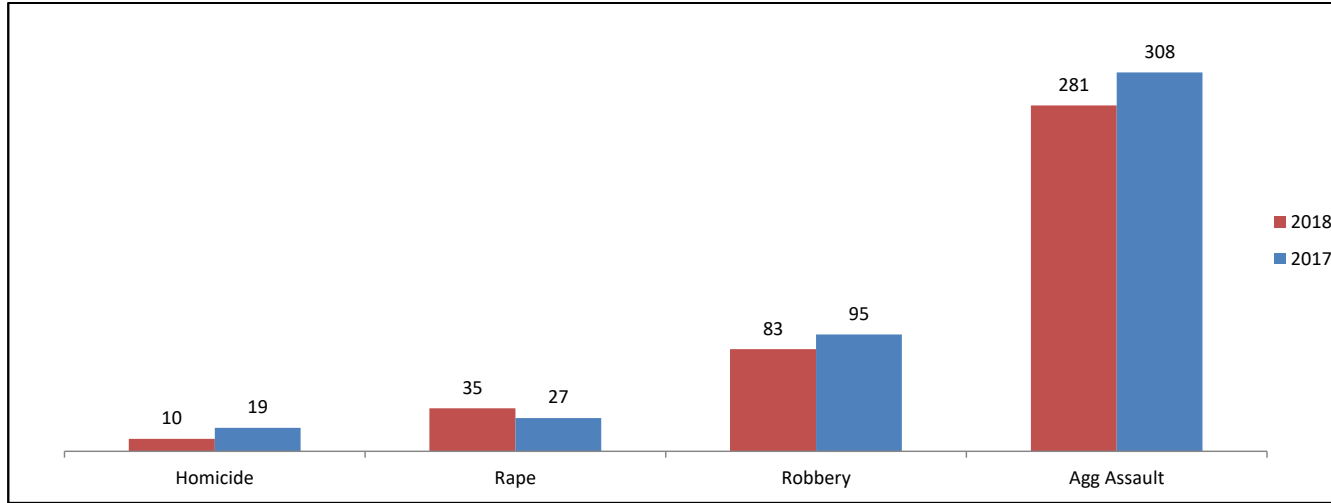
Captain Melvin Jones is the commander of Precinct 1, which has a population of 53,237. In 2018, his patrols responded to 46,564 calls for service compared to 57,575 calls for service in 2017.

Precinct 2




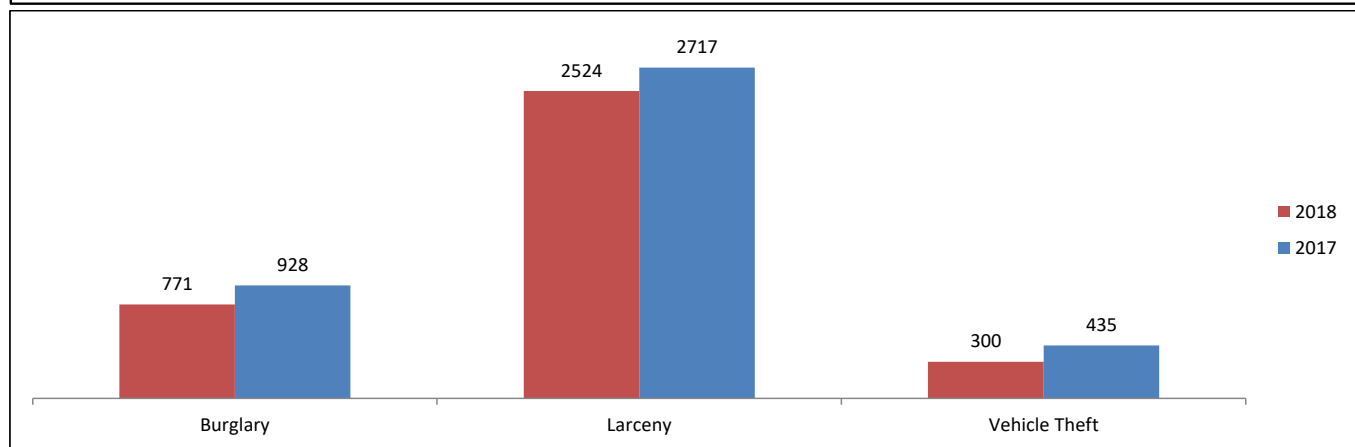
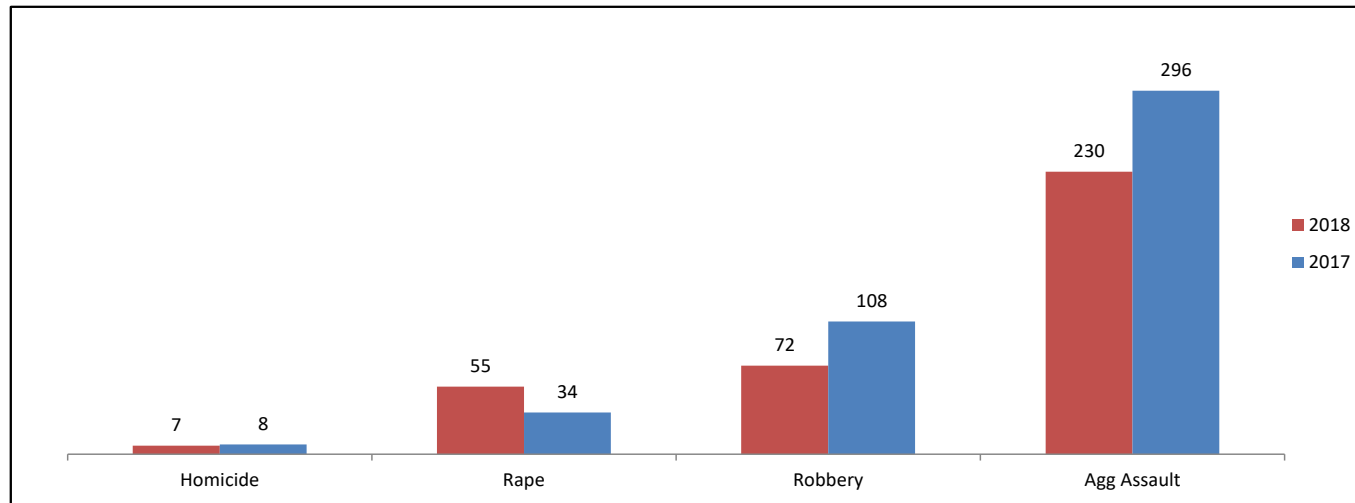
Captain Jonathan Lee is the commander of Precinct 2, which has a population of 77,680. In 2018, his patrols responded to 48,468 calls for service compared to 49,230 calls for service in 2017.

Precinct 3



Captain Keith Stallings is the commander of Precinct 3, which has a population of 44,539. In 2018, his patrols responded to 41,672 calls for service compared to 39,784 calls for service in 2017.

Precinct 4



Captain Rodney Greeley is the commander of Precinct 4, which has a population of 93,950. In 2018, his patrols responded to 51,105 calls for service compared to 51,235 calls for service in 2017.

10-Year Crime Comparison Data

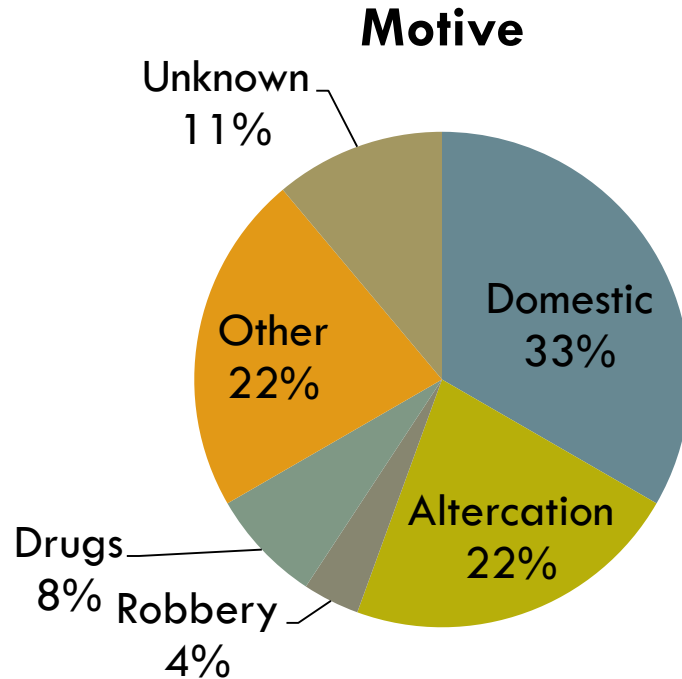
Overall for 2018, violent crime declined in Mobile, Alabama by 11.4 percent.

	2008	2009	2010	2011	2012	2013	2014	2015	2016	2017	2017	2018	% + OR -
HOMICIDE	42	24	25	30	29	27	31	23	44	50	50	28	-44.0%
RAPE	27	34	59	48	45	75	135	115	87	141	141	168	19.1%
ROBBERY	883	854	654	637	460	458	430	404	438	440	440	378	-14.1%
AGGRAVATED ASSAULT	261	1076	964	880	777	1044	1016	1122	1279	1329	1329	1162	-12.6%
BURGLARY	3304	3710	3880	4061	2796	3221	2878	2232	2654	3084	3084	2580	-16.3%
LARCENY	9471	9436	9280	8893	8755	9281	8391	8236	8443	9564	9564	8633	-9.7%
MOTOR VEHICLE THEFT	1077	950	1028	703	552	690	533	597	891	1293	1293	1089	-15.8%
TOTAL CRIME	15065	16084	15890	15252	13414	14796	13414	12729	13836	15901	15901	14038	-11.7%
PERCENT + OR -	-1.4%	6.8%	-1.2%	-4.0%	-12.1%	10.3%	-9.3%	-5.1%	8.7%	14.9%		-11.7%	
Population	271733	269415	266134	263016	263016	263016	263016	269406	269406	269406		269406	
											2017	2018	
Part I Crimes per 1000 population	55.4	59.7	59.7	58.0	51.0	56.3	51.0	47.2	51.4	59.0	59.0	52.1	
Violent crimes per 1000 population	4.5	7.4	6.4	6.1	5.0	6.1	6.1	6.2	6.9	7.3	7.3	6.4	
Population furnished by South Alabama Regional Planning Commission.								Violent Crime			2017	2018	-11.4%
Population and crime totals include the jurisdiction.											1960	1736	
Increase to Population in 2007 due to City Limit and Jurisdiction Change													
Census Updated with 2012 Estimates July 2014													

2018 Homicide Data

The Homicide Unit is commanded by Sergeant Kenneth Gillespie.

The City of Mobile had 28 homicides in 2018. The Homicide Unit investigated 27 of those cases. There was one homicide by vehicle. Of the 28 homicide cases, four remain unsolved. This makes the clearance rate, the number of cases cleared by arrest, 85.71 percent.



85.71% Clearance Rate

CLEARANCE RATE: The Mobile Police Department clearance rate for homicides is often above the national average. According to FBI Uniform Crime Reporting, the percentage of offenses cleared by arrest for murder and non-negligent manslaughter was 61.6 percent in 2017. At the time of this Annual Report release, the data for 2018 is not available.

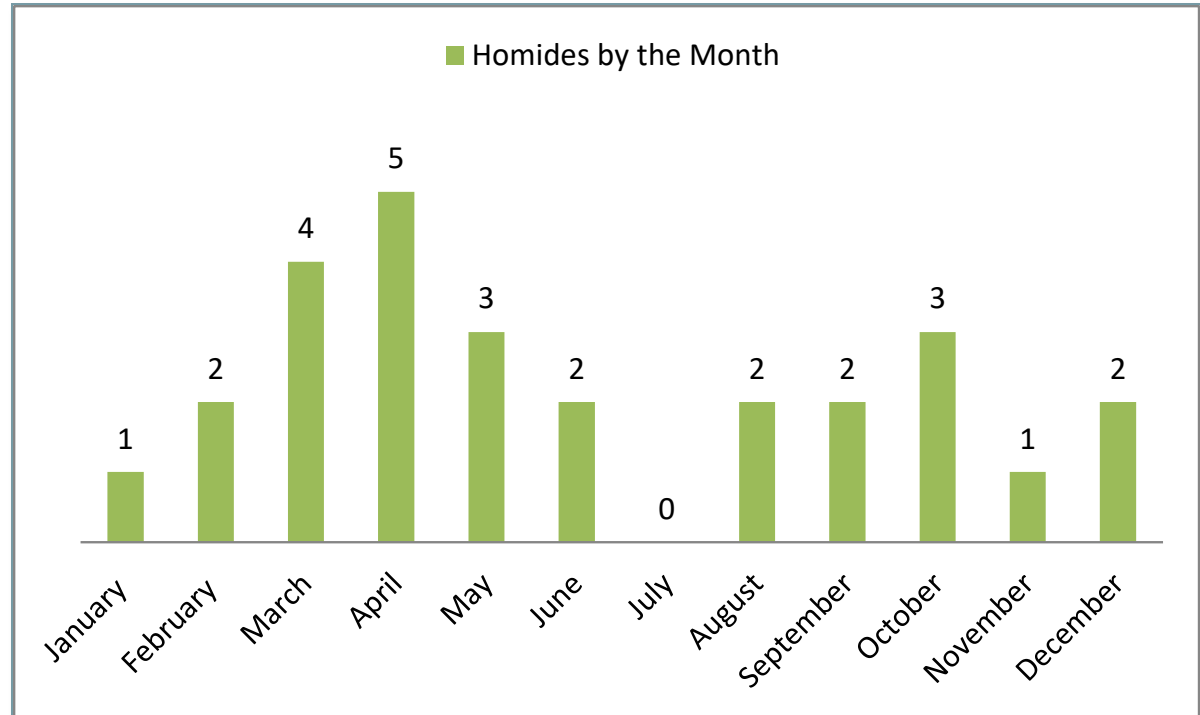
MOTIVE: Nine of the 28 homicides were domestic related. There were six homicides that resulted due to an altercation and another six for other reasons. One victim was killed during a robbery. Two homicides were drug-related. And, the motive for three of the cases are unknown.

Breakdown of Homicides by Month

14

Every month, except July, the Homicide Unit investigated a new homicide. The months of March and April had a higher occurrence of killings.

One of the four cases for March is unsolved, one of the two for June and both cases for September are unsolved.



Internal Affairs Investigations

15

The Internal Affairs Unit conducted a total of 35 investigations involving a total of 44 members/employees. The investigations included five shooting investigations, and four citizen complaint investigations. The dispositions are represented in the following table and figure.

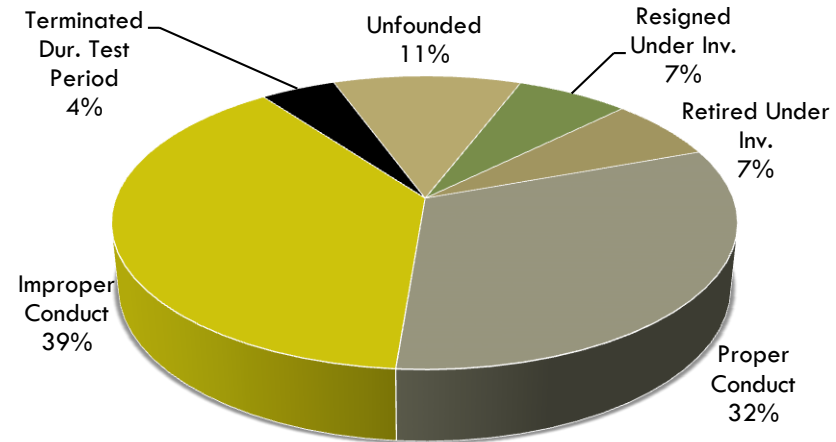
Disposition	Number of Employees	B/M	B/F	W/M	W/F	A/M	Total
Proper Conduct	14	4	0	7	2	1	14
Improper Conduct	17	7	2	5	2	1	17
Unfounded	5	1	1	2	1	0	5
Term During Test Period	2	1	1	0	0	0	2
Resigned Under Investigation	3	0	1	2	0	0	3
Retired Under Investigation	3	0	0	3	0	0	3
Totals	44	13	5	19	5	2	44

Internal Affairs Investigations

16

Internal Affairs investigations do not imply that a member or employee was complained on individually. The complaint may be against the department or a subunit of the department. An Internal Affairs investigation may include more than one member/employee with differing dispositions.

Disposition of Internal Affairs Investigations 2018



Citizen Complaints

17

There were 45 citizen complaints filed during 2018, which involved 69 members/employees and cited 105 areas of concern.

Disposition of Citizen Complaints 2018

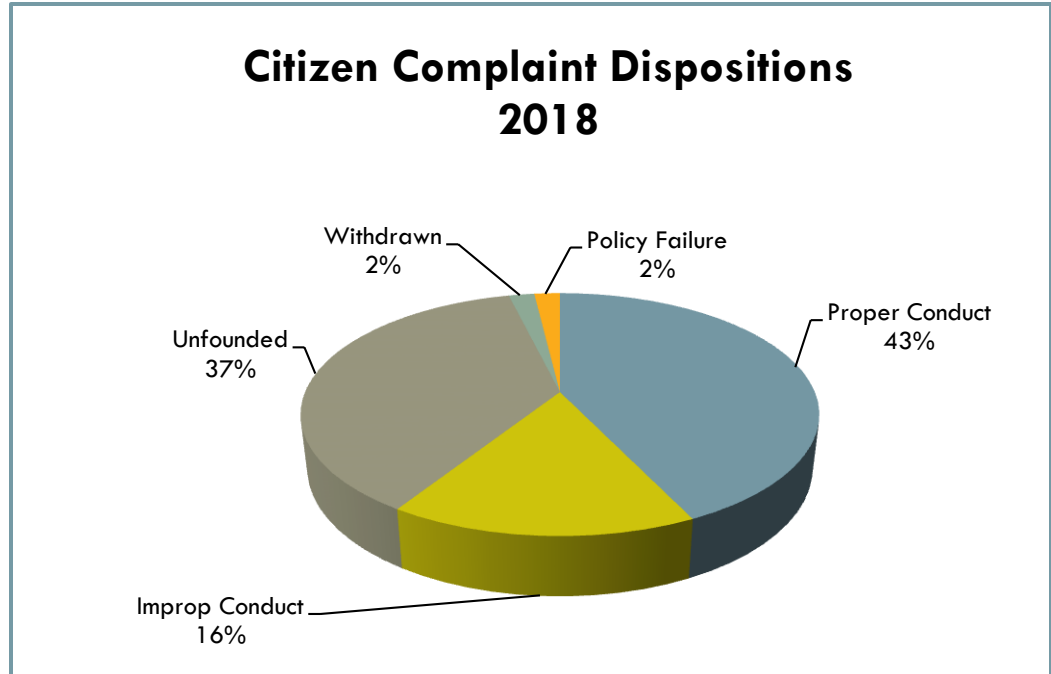
Disposition	Members
Proper Conduct	45
Improper Conduct	17
Unfounded	39
Withdrawn	2
Policy Failure	2
Total	105

Citizen Complaints

18

Of the 105 areas of concern cited, 43 percent were found to contain proper conduct by the officers and 16 percent were found to contain improper conduct. The remaining 41 percent were unfounded, withdrawn or the result of a policy failure.

All but four of the citizen complaints were investigated by the officers' respective commands.



Areas of Concern – Citizen Complaints

19

Area	Complaints	Improper Conduct	Proper Conduct	Withdrawn	Unfounded	Insufficient Evidence	Pending	Policy Failure	Total
Force	13	0	9	0	4	0	0	0	13
Arrest	5	0	2	0	3	0	0	0	5
Entry	1	0	1	0	0	0	0	0	1
Search	9	0	9	0	0	0	0	0	9
Harassment	4	0	1	0	3	0	0	0	4
Demeanor	29	7	3	2	17	0	0	0	29
Procedure	33	8	19	0	4	0	0	2	33
Service	5	2	0	0	3	0	0	0	5
Property	2	0	0	0	2	0	0	0	2
Biased Based	4	0	1	0	3	0	0	0	4
Total	105	17	45	2	39	0	0	2	105

Citizen complaints received during the year 2018 were categorized into 10 areas of concern. Some inquiries noted more than one area of concern.

2018 GRANTS AWARDED

For the 2018 fiscal year, the Mobile Police Department was awarded nearly \$11.5 million in grant money from 31 separate grant programs and awards.


Most of the grant allocations are used to purchase equipment and fund overtime pay for officers, although other grant programs were specifically awarded. Some of the grants are three-year grants.

The 2018 grant fiscal year is October 1, 2017 to September 30, 2018.

City of Mobile Public Safety Grants Administrator, Laura Angle	
Grant	Amount
COPS Hiring Program Grant FY2017	\$ 2,083,615.00
COPS Hiring Program Grant FY2015	\$ 1,877,625.00
DOJ Sexual Assault Kit Initiative (SAKI) Grant -2018	\$ 1,500,000.00
DOJ Sexual Assault Kit Initiative (SAKI) Grant -2017	\$ 1,962,929.00
DOJ Sexual Assault Kit Initiative (SAKI) Grant -2016	\$ 118,111.00
DOJ Sexual Assault Kit Initiative (SAKI) Grant -2015	\$ 828,830.00
DHS Port Security Grant - 2018	\$ 13,957.00
DHS Port Security Grant - 2017	\$ 669,095.00
DHS Port Security Grant - 2016	\$ 455,914.00
DOJ JAG Grant - 2018	\$ 168,676.00
DOJ JAG Grant - 2017	\$ 176,782.00
DOJ JAG Grant - 2016	\$ 184,759.00
DOJ OVC Law Enforcement Based Direct Victim Services Grant	\$ 469,406.00
COPS STOP School Violence Grant	\$ 500,000.00
AL-DPS HIDTA Grant -2018	\$ 26,442.00
DHS AMAS Sustainment Grant - 2018	\$ 10,000.00
DHS HSGP Grant #6LOC- 2018	\$ 24,926.61
DHS HSGP Grant #6ADM- 2018	\$ 25,000.00
DHS HSGP EOD Grant #7LET- 2018	\$ 30,000.00
DHS USSS Financial Crimes TF - 2018	\$ 15,000.00
DHS USSS Electronic Crimes TF - 2018	\$ 15,000.00
DOJ FBI OCDEF TF - 2018	\$ 4,000.00
DOJ USMS GCRFTF TF - 2018	\$ 26,000.00
DOJ DEA TF - 2018	\$ 91,718.75
HOTSPOT DUI Traffic Grant - 2018	\$ 16,000.00
B.A.S.E. STEP Traffic Grant - 2018	\$ 125,000.00
CIOT Traffic Grant - 2018	\$ 12,378.60
Labor Day Traffic Grant - 2018	\$ 12,500.00
CFSA Angels Arms K9 Grant - 2018	\$ 10,000.00
Order of Eastern Star Grant #1 - 2018	\$ 5,325.00
Order of Eastern Star Grant #2 - 2018	\$ 1,915.00
TOTAL GRANT FUNDING AWARDED 2018	\$ 11,460,904.96

In Memoriam of Our Fallen Heroes

A law enforcement memorial service is held annually at Public Safety Memorial Park to remember and honor our fallen heroes.



- ❖ Detective Edward McGrath Morris – April 1, 1901
- ❖ Officer Charles Haggerty – December 30, 1903
- ❖ Officer James J. Shaw – December 21, 1924
- ❖ Officer Chris Dean – January 22, 1926
- ❖ Officer W. F. Happy Murphy – October 18, 1929
- ❖ Officer Edward P. Deford – October 31, 1935
- ❖ Officer Cody Bettis – August 3, 1938
- ❖ Officer Ollie Mason – June 15, 1943
- ❖ Officer Pierce Lee (Rudy) Reeves – September 24, 1944
- ❖ Officer Earl Royce Williams – June 21, 1968

- ❖ Officer Joseph P. Brunson – May 15, 1975
- ❖ Officer Henry Johnny Booth – August 14, 1979
- ❖ Detective Julius Schulte – April 18, 1985
- ❖ Officer Douglas E. Kountz – May 2, 1992
- ❖ Corporal Owen P. McClinton – December 13, 1996
- ❖ Corporal Rufus Earle Brown – March 23, 1997
- ❖ Corporal Matthew Thompson – February 11, 2004
- ❖ Officer Brandon Sigler – June 2, 2009
- ❖ Officer Steven Green – February 3, 2012
- ❖ Officer Justin Billa – February 20, 2018